



# electro

The Electro Automation Group

*The Intelligent Automation Specialists*



The correct selection of timber is essential if gates are to be both superior in appearance and durable enough to last for years in all weathers.



Some timber gates are constructed from softwoods such as Scandinavian Redwood. This material is simply not suitable for exterior use, such gates

soon deteriorate in both appearance and strength.

Hardwoods have a more complex cell structure than softwoods, and are generally denser and more oily, consequently they produce gates that are both more durable and of much superior appearance.



Our chosen timber for the production of gates is Iroko – a hardwood that grows in managed forests in west and east Africa. Its density and natural oils make it so durable that it is often used in boat building and exterior cladding of buildings.



We only employ the most skilled craftsmen to produce gates to our exacting standards.



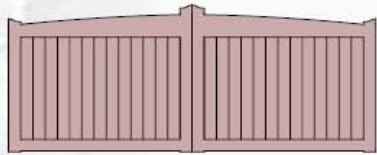
We use traditional woodworking and jointing techniques to ensure strong reliable gates for years of trouble free service.



All FoxWedge gates undergo specialist treatments during assembly, and are then professionally spray coated using a range of premium quality products, to produce a beautiful finish that lasts for years.

Finally, the finished gates are cushion packed in specially constructed timber packing cases and shipped direct to any location in the world.





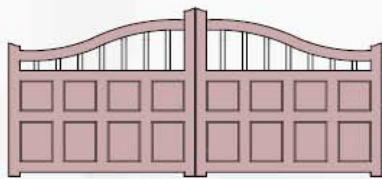
### CAMBRIDGE

Gentle split curve giving a softer modern impression.



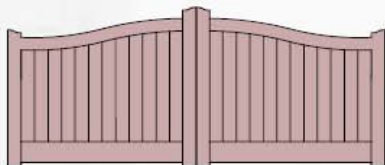
### KENSINGTON

A classic solid panel design with Victorian influence blending real elegance with both privacy and security.



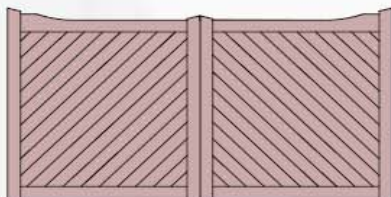
### ABBEY

These classically elegant gates are based on designs first appearing more than 100 years ago in Normandy and Brittany.



### SEYMOUR

Graceful swept top design with vertical boards.



### HAMMERSMITH

Classic design with angled boards providing an imposing appearance





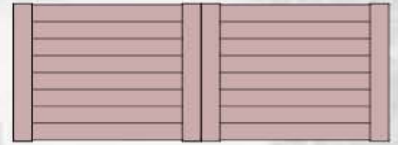
### REGENCY

Strong contemporary design. Horizontal boards with stainless steel bars.



### OXFORD

Clean horizontal lines give a modern and robust feel.



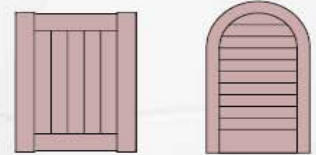
### ASHLEIGH

Swept top rail with chamfered bars and solid lower section (shown here with lowered centre, can be reversed for rising centre)



### PEDESTRIAN GATES

Proiry & single Oxford gate for pedestrian use.



### BESPOKE DESIGN SERVICE

We are delighted to offer a bespoke design and manufacturing service to bring your ideas to life.

## Do It Yourself

Installing manual or automated hardwood gates is not for the faint hearted, but for those who would like to know more, please visit our website or phone to request a technical pack.

